


# PRODUCT HANDBOOK



RESIDENTIAL & LIGHT COMMERCIAL  
2025

TRANE  
TECHNOLOGIES

2025 PRODUCT HANDBOOK

22-8301-38



A MARCONE COMPANY



# TRANE TECHNICIAN APP

## What is the Trane Technician App?

The Trane Technician App is a tool that empowers technicians to streamline installation, commissioning, servicing and troubleshooting of HVAC equipment – all from a mobile device.

The Trane Technician App has evolved significantly, offering a robust solution that goes far beyond diagnostics. It empowers technicians with the digital tools needed for seamless HVAC installations, repair, and service.



## What You Get:

1. Step-by-step guides for installation and commissioning systems
2. Equipment barcode scanning for product details and technical literature
3. Smart wiring diagrams and dip switch settings using guided installation
4. Monitor HVAC equipment and diagram system issues
5. Remote connect to homeowners' Trane thermostat

**AND MORE!**



## Questions or Assistance?


If you have questions about Trane Diagnostics or the Trane Technician App:

Call: 1-844-359-0270    Email: [dealerdiags@tranehome.com](mailto:dealerdiags@tranehome.com)

## How Do I Get Login Access?

- The company admin should log into Trane ComfortSite. Then, go to:  
*Admin Center > Company Administration > Manage My Users*  
Add a technician under roles and add the correct security permissions.
- If the Diagnostics.Dealer or Diagnostics. Technician roles are listed under the user information, the necessary permissions have been granted.
- If the admin user doesn't have access, email ComfortSite at [support@comfortsite.com](mailto:support@comfortsite.com) or call the account manager to request the roles be added to the admin account.

# PRODUCT HANDBOOK



RESIDENTIAL & LIGHT COMMERCIAL  
2025

TRANE  
TECHNOLOGIES

2025 PRODUCT HANDBOOK

22-8301-38

 **FERGUSON®**  
HVAC





# TRANE TECHNICIAN APP

## What is the Trane Technician App?

The Trane Technician App is a tool that empowers technicians to streamline installation, commissioning, servicing and troubleshooting of HVAC equipment – all from a mobile device.

The Trane Technician App has evolved significantly, offering a robust solution that goes far beyond diagnostics. It empowers technicians with the digital tools needed for seamless HVAC installations, repair, and service.



## What You Get:

1. Step-by-step guides for installation and commissioning systems
2. Equipment barcode scanning for product details and technical literature
3. Smart wiring diagrams and dip switch settings using guided installation
4. Monitor HVAC equipment and diagram system issues
5. Remote connect to homeowners' Trane thermostat

**AND MORE!**



## Questions or Assistance?

If you have questions about Trane Diagnostics or the Trane Technician App:



Call: 1-844-359-0270




Email: [dealerdiags@tranehome.com](mailto:dealerdiags@tranehome.com)

## How Do I Get Login Access?

- The company admin should log into Trane ComfortSite. Then, go to:  
*Admin Center > Company Administration > Manage My Users*  
Add a technician under roles and add the correct security permissions.
- If the Diagnostics.Dealer or Diagnostics. Technician roles are listed under the user information, the necessary permissions have been granted.
- If the admin user doesn't have access, email ComfortSite at [support@comfortsite.com](mailto:support@comfortsite.com) or call the account manager to request the roles be added to the admin account.

# PRODUCT HANDBOOK



RESIDENTIAL & LIGHT COMMERCIAL  
2025

TRANE  
TECHNOLOGIES

2025 PRODUCT HANDBOOK

22-8301-38

 **FERGUSON**®  
HVAC



# TRANE TECHNICIAN APP

## What is the Trane Technician App?

The Trane Technician App is a tool that empowers technicians to streamline installation, commissioning, servicing and troubleshooting of HVAC equipment – all from a mobile device.

The Trane Technician App has evolved significantly, offering a robust solution that goes far beyond diagnostics. It empowers technicians with the digital tools needed for seamless HVAC installations, repair, and service.



## What You Get:

1. Step-by-step guides for installation and commissioning systems
2. Equipment barcode scanning for product details and technical literature
3. Smart wiring diagrams and dip switch settings using guided installation
4. Monitor HVAC equipment and diagram system issues
5. Remote connect to homeowners' Trane thermostat

**AND MORE!**



## Questions or Assistance?

If you have questions about Trane Diagnostics or the Trane Technician App:



Call: 1-844-359-0270




Email: [dealerdiags@tranehome.com](mailto:dealerdiags@tranehome.com)

## How Do I Get Login Access?

- The company admin should log into Trane ComfortSite. Then, go to:  
*Admin Center > Company Administration > Manage My Users*  
Add a technician under roles and add the correct security permissions.
- If the Diagnostics.Dealer or Diagnostics. Technician roles are listed under the user information, the necessary permissions have been granted.
- If the admin user doesn't have access, email ComfortSite at [support@comfortsite.com](mailto:support@comfortsite.com) or call the account manager to request the roles be added to the admin account.



# PRODUCT HANDBOOK



RESIDENTIAL & LIGHT COMMERCIAL  
2025

TRANE  
TECHNOLOGIES

2025 PRODUCT HANDBOOK

22-8301-38

# FERGUSON

**Buffalo**

90 Curtwright Drive, Williamsville, NY 14221  
716-458-1118

**Syracuse**

101 Oliva Drive, Syracuse, NY 13211  
315-373-0332



# TRANE TECHNICIAN APP

## What is the Trane Technician App?

The Trane Technician App is a tool that empowers technicians to streamline installation, commissioning, servicing and troubleshooting of HVAC equipment – all from a mobile device.

The Trane Technician App has evolved significantly, offering a robust solution that goes far beyond diagnostics. It empowers technicians with the digital tools needed for seamless HVAC installations, repair, and service.



## What You Get:

1. Step-by-step guides for installation and commissioning systems
2. Equipment barcode scanning for product details and technical literature
3. Smart wiring diagrams and dip switch settings using guided installation
4. Monitor HVAC equipment and diagram system issues
5. Remote connect to homeowners' Trane thermostat

**AND MORE!**



## Questions or Assistance?

If you have questions about Trane Diagnostics or the Trane Technician App:


Call: 1-844-359-0270    Email: [dealerdiags@tranehome.com](mailto:dealerdiags@tranehome.com)

## How Do I Get Login Access?

- The company admin should log into Trane ComfortSite. Then, go to:  
*Admin Center > Company Administration > Manage My Users*  
Add a technician under roles and add the correct security permissions.
- If the Diagnostics.Dealer or Diagnostics. Technician roles are listed under the user information, the necessary permissions have been granted.
- If the admin user doesn't have access, email ComfortSite at [support@comfortsite.com](mailto:support@comfortsite.com) or call the account manager to request the roles be added to the admin account.



# PRODUCT HANDBOOK



RESIDENTIAL & LIGHT COMMERCIAL  
2025

TRANE  
TECHNOLOGIES

2025 PRODUCT HANDBOOK

22-8301-38

 **NATIONAL ENERGY  
EQUIPMENT INC.**



# TRANE TECHNICIAN APP

## What is the Trane Technician App?

The Trane Technician App is a tool that empowers technicians to streamline installation, commissioning, servicing and troubleshooting of HVAC equipment – all from a mobile device.

The Trane Technician App has evolved significantly, offering a robust solution that goes far beyond diagnostics. It empowers technicians with the digital tools needed for seamless HVAC installations, repair, and service.



## What You Get:

1. Step-by-step guides for installation and commissioning systems
2. Equipment barcode scanning for product details and technical literature
3. Smart wiring diagrams and dip switch settings using guided installation
4. Monitor HVAC equipment and diagram system issues
5. Remote connect to homeowners' Trane thermostat

**AND MORE!**



## Questions or Assistance?


If you have questions about Trane Diagnostics or the Trane Technician App:

Call: 1-844-359-0270    Email: [dealerdiags@tranehome.com](mailto:dealerdiags@tranehome.com)

## How Do I Get Login Access?

- The company admin should log into Trane ComfortSite. Then, go to:  
*Admin Center > Company Administration > Manage My Users*  
Add a technician under roles and add the correct security permissions.
- If the Diagnostics.Dealer or Diagnostics. Technician roles are listed under the user information, the necessary permissions have been granted.
- If the admin user doesn't have access, email ComfortSite at [support@comfortsite.com](mailto:support@comfortsite.com) or call the account manager to request the roles be added to the admin account.

# PRODUCT HANDBOOK



RESIDENTIAL & LIGHT COMMERCIAL  
2025

TRANE  
TECHNOLOGIES

2025 PRODUCT HANDBOOK

22-8301-38







# TRANE TECHNICIAN APP

## What is the Trane Technician App?

The Trane Technician App is a tool that empowers technicians to streamline installation, commissioning, servicing and troubleshooting of HVAC equipment – all from a mobile device.

The Trane Technician App has evolved significantly, offering a robust solution that goes far beyond diagnostics. It empowers technicians with the digital tools needed for seamless HVAC installations, repair, and service.



## What You Get:

1. Step-by-step guides for installation and commissioning systems
2. Equipment barcode scanning for product details and technical literature
3. Smart wiring diagrams and dip switch settings using guided installation
4. Monitor HVAC equipment and diagram system issues
5. Remote connect to homeowners' Trane thermostat

**AND MORE!**



## Questions or Assistance?


If you have questions about Trane Diagnostics or the Trane Technician App:

Call: 1-844-359-0270    Email: [dealerdiags@tranehome.com](mailto:dealerdiags@tranehome.com)

## How Do I Get Login Access?

- The company admin should log into Trane ComfortSite. Then, go to:  
*Admin Center > Company Administration > Manage My Users*  
Add a technician under roles and add the correct security permissions.
- If the Diagnostics.Dealer or Diagnostics. Technician roles are listed under the user information, the necessary permissions have been granted.
- If the admin user doesn't have access, email ComfortSite at [support@comfortsite.com](mailto:support@comfortsite.com) or call the account manager to request the roles be added to the admin account.

# PRODUCT HANDBOOK



RESIDENTIAL & LIGHT COMMERCIAL  
2025

TRANE  
TECHNOLOGIES

2025 PRODUCT HANDBOOK

22-8301-38





# TRANE TECHNICIAN APP

## What is the Trane Technician App?

The Trane Technician App is a tool that empowers technicians to streamline installation, commissioning, servicing and troubleshooting of HVAC equipment – all from a mobile device.

The Trane Technician App has evolved significantly, offering a robust solution that goes far beyond diagnostics. It empowers technicians with the digital tools needed for seamless HVAC installations, repair, and service.



## What You Get:

1. Step-by-step guides for installation and commissioning systems
2. Equipment barcode scanning for product details and technical literature
3. Smart wiring diagrams and dip switch settings using guided installation
4. Monitor HVAC equipment and diagram system issues
5. Remote connect to homeowners' Trane thermostat

**AND MORE!**



## Questions or Assistance?

If you have questions about Trane Diagnostics or the Trane Technician App:


Call: 1-844-359-0270    Email: [dealerdiags@tranehome.com](mailto:dealerdiags@tranehome.com)

## How Do I Get Login Access?

- The company admin should log into Trane ComfortSite. Then, go to:  
*Admin Center > Company Administration > Manage My Users*  
Add a technician under roles and add the correct security permissions.
- If the Diagnostics.Dealer or Diagnostics. Technician roles are listed under the user information, the necessary permissions have been granted.
- If the admin user doesn't have access, email ComfortSite at [support@comfortsite.com](mailto:support@comfortsite.com) or call the account manager to request the roles be added to the admin account.



# PRODUCT HANDBOOK



RESIDENTIAL & LIGHT COMMERCIAL  
2025

TRANE  
TECHNOLOGIES

2025 PRODUCT HANDBOOK

22-8301-38





# TRANE TECHNICIAN APP

## What is the Trane Technician App?

The Trane Technician App is a tool that empowers technicians to streamline installation, commissioning, servicing and troubleshooting of HVAC equipment – all from a mobile device.

The Trane Technician App has evolved significantly, offering a robust solution that goes far beyond diagnostics. It empowers technicians with the digital tools needed for seamless HVAC installations, repair, and service.



## What You Get:

1. Step-by-step guides for installation and commissioning systems
2. Equipment barcode scanning for product details and technical literature
3. Smart wiring diagrams and dip switch settings using guided installation
4. Monitor HVAC equipment and diagram system issues
5. Remote connect to homeowners' Trane thermostat

**AND MORE!**



## Questions or Assistance?

If you have questions about Trane Diagnostics or the Trane Technician App:



Call: 1-844-359-0270




Email: [dealerdiags@tranehome.com](mailto:dealerdiags@tranehome.com)

## How Do I Get Login Access?

- The company admin should log into Trane ComfortSite. Then, go to:  
*Admin Center > Company Administration > Manage My Users*  
Add a technician under roles and add the correct security permissions.
- If the Diagnostics.Dealer or Diagnostics. Technician roles are listed under the user information, the necessary permissions have been granted.
- If the admin user doesn't have access, email ComfortSite at [support@comfortsite.com](mailto:support@comfortsite.com) or call the account manager to request the roles be added to the admin account.

# PRODUCT HANDBOOK



RESIDENTIAL & LIGHT COMMERCIAL  
2025

TRANE  
TECHNOLOGIES

2025 PRODUCT HANDBOOK

22-8301-38







# TRANE TECHNICIAN APP

## What is the Trane Technician App?

The Trane Technician App is a tool that empowers technicians to streamline installation, commissioning, servicing and troubleshooting of HVAC equipment – all from a mobile device.

The Trane Technician App has evolved significantly, offering a robust solution that goes far beyond diagnostics. It empowers technicians with the digital tools needed for seamless HVAC installations, repair, and service.



## What You Get:

1. Step-by-step guides for installation and commissioning systems
2. Equipment barcode scanning for product details and technical literature
3. Smart wiring diagrams and dip switch settings using guided installation
4. Monitor HVAC equipment and diagram system issues
5. Remote connect to homeowners' Trane thermostat

**AND MORE!**



## Questions or Assistance?


If you have questions about Trane Diagnostics or the Trane Technician App:

Call: 1-844-359-0270    Email: [dealerdiags@tranehome.com](mailto:dealerdiags@tranehome.com)

## How Do I Get Login Access?

- The company admin should log into Trane ComfortSite. Then, go to:  
*Admin Center > Company Administration > Manage My Users*  
Add a technician under roles and add the correct security permissions.
- If the Diagnostics.Dealer or Diagnostics. Technician roles are listed under the user information, the necessary permissions have been granted.
- If the admin user doesn't have access, email ComfortSite at [support@comfortsite.com](mailto:support@comfortsite.com) or call the account manager to request the roles be added to the admin account.

# PRODUCT HANDBOOK



RESIDENTIAL & LIGHT COMMERCIAL  
2025

TRANE  
TECHNOLOGIES

2025 PRODUCT HANDBOOK

22-8301-38





# TRANE TECHNICIAN APP

## What is the Trane Technician App?

The Trane Technician App is a tool that empowers technicians to streamline installation, commissioning, servicing and troubleshooting of HVAC equipment – all from a mobile device.

The Trane Technician App has evolved significantly, offering a robust solution that goes far beyond diagnostics. It empowers technicians with the digital tools needed for seamless HVAC installations, repair, and service.



## What You Get:

1. Step-by-step guides for installation and commissioning systems
2. Equipment barcode scanning for product details and technical literature
3. Smart wiring diagrams and dip switch settings using guided installation
4. Monitor HVAC equipment and diagram system issues
5. Remote connect to homeowners' Trane thermostat

**AND MORE!**



## Questions or Assistance?

If you have questions about Trane Diagnostics or the Trane Technician App:


Call: 1-844-359-0270    Email: [dealerdiags@tranehome.com](mailto:dealerdiags@tranehome.com)

## How Do I Get Login Access?

- The company admin should log into Trane ComfortSite. Then, go to:  
*Admin Center > Company Administration > Manage My Users*  
Add a technician under roles and add the correct security permissions.
- If the Diagnostics.Dealer or Diagnostics. Technician roles are listed under the user information, the necessary permissions have been granted.
- If the admin user doesn't have access, email ComfortSite at [support@comfortsite.com](mailto:support@comfortsite.com) or call the account manager to request the roles be added to the admin account.



# PRODUCT HANDBOOK



RESIDENTIAL & LIGHT COMMERCIAL  
2025

TRANE  
TECHNOLOGIES

2025 PRODUCT HANDBOOK

22-8301-38

 **FERGUSON**



# TRANE TECHNICIAN APP

## What is the Trane Technician App?

The Trane Technician App is a tool that empowers technicians to streamline installation, commissioning, servicing and troubleshooting of HVAC equipment – all from a mobile device.

The Trane Technician App has evolved significantly, offering a robust solution that goes far beyond diagnostics. It empowers technicians with the digital tools needed for seamless HVAC installations, repair, and service.



## What You Get:

1. Step-by-step guides for installation and commissioning systems
2. Equipment barcode scanning for product details and technical literature
3. Smart wiring diagrams and dip switch settings using guided installation
4. Monitor HVAC equipment and diagram system issues
5. Remote connect to homeowners' Trane thermostat

**AND MORE!**



## Questions or Assistance?


If you have questions about Trane Diagnostics or the Trane Technician App:

Call: 1-844-359-0270    Email: [dealerdiags@tranehome.com](mailto:dealerdiags@tranehome.com)

## How Do I Get Login Access?

- The company admin should log into Trane ComfortSite. Then, go to:  
*Admin Center > Company Administration > Manage My Users*  
Add a technician under roles and add the correct security permissions.
- If the Diagnostics.Dealer or Diagnostics. Technician roles are listed under the user information, the necessary permissions have been granted.
- If the admin user doesn't have access, email ComfortSite at [support@comfortsite.com](mailto:support@comfortsite.com) or call the account manager to request the roles be added to the admin account.

# PRODUCT HANDBOOK



RESIDENTIAL & LIGHT COMMERCIAL  
2025

TRANE  
TECHNOLOGIES

2025 PRODUCT HANDBOOK

22-8301-38





# TRANE TECHNICIAN APP

## What is the Trane Technician App?

The Trane Technician App is a tool that empowers technicians to streamline installation, commissioning, servicing and troubleshooting of HVAC equipment – all from a mobile device.

The Trane Technician App has evolved significantly, offering a robust solution that goes far beyond diagnostics. It empowers technicians with the digital tools needed for seamless HVAC installations, repair, and service.



## What You Get:

1. Step-by-step guides for installation and commissioning systems
2. Equipment barcode scanning for product details and technical literature
3. Smart wiring diagrams and dip switch settings using guided installation
4. Monitor HVAC equipment and diagram system issues
5. Remote connect to homeowners' Trane thermostat

**AND MORE!**



## Questions or Assistance?

If you have questions about Trane Diagnostics or the Trane Technician App:



Call: 1-844-359-0270




Email: [dealerdiags@tranehome.com](mailto:dealerdiags@tranehome.com)

## How Do I Get Login Access?

- The company admin should log into Trane ComfortSite. Then, go to:  
*Admin Center > Company Administration > Manage My Users*  
Add a technician under roles and add the correct security permissions.
- If the Diagnostics.Dealer or Diagnostics. Technician roles are listed under the user information, the necessary permissions have been granted.
- If the admin user doesn't have access, email ComfortSite at [support@comfortsite.com](mailto:support@comfortsite.com) or call the account manager to request the roles be added to the admin account.



# PRODUCT HANDBOOK



RESIDENTIAL & LIGHT COMMERCIAL  
2025

TRANE  
TECHNOLOGIES

2025 PRODUCT HANDBOOK

22-8301-38



# TRANE TECHNICIAN APP

## What is the Trane Technician App?

The Trane Technician App is a tool that empowers technicians to streamline installation, commissioning, servicing and troubleshooting of HVAC equipment – all from a mobile device.

The Trane Technician App has evolved significantly, offering a robust solution that goes far beyond diagnostics. It empowers technicians with the digital tools needed for seamless HVAC installations, repair, and service.



## What You Get:

1. Step-by-step guides for installation and commissioning systems
2. Equipment barcode scanning for product details and technical literature
3. Smart wiring diagrams and dip switch settings using guided installation
4. Monitor HVAC equipment and diagram system issues
5. Remote connect to homeowners' Trane thermostat

**AND MORE!**



## Questions or Assistance?


If you have questions about Trane Diagnostics or the Trane Technician App:

Call: 1-844-359-0270    Email: [dealerdiags@tranehome.com](mailto:dealerdiags@tranehome.com)

## How Do I Get Login Access?

- The company admin should log into Trane ComfortSite. Then, go to:  
*Admin Center > Company Administration > Manage My Users*  
Add a technician under roles and add the correct security permissions.
- If the Diagnostics.Dealer or Diagnostics. Technician roles are listed under the user information, the necessary permissions have been granted.
- If the admin user doesn't have access, email ComfortSite at [support@comfortsite.com](mailto:support@comfortsite.com) or call the account manager to request the roles be added to the admin account.

# PRODUCT HANDBOOK



RESIDENTIAL & LIGHT COMMERCIAL  
2025

TRANE  
TECHNOLOGIES

2025 PRODUCT HANDBOOK

22-8301-38

# EMCO HVAC





# TRANE TECHNICIAN APP

## What is the Trane Technician App?

The Trane Technician App is a tool that empowers technicians to streamline installation, commissioning, servicing and troubleshooting of HVAC equipment – all from a mobile device.

The Trane Technician App has evolved significantly, offering a robust solution that goes far beyond diagnostics. It empowers technicians with the digital tools needed for seamless HVAC installations, repair, and service.



## What You Get:

1. Step-by-step guides for installation and commissioning systems
2. Equipment barcode scanning for product details and technical literature
3. Smart wiring diagrams and dip switch settings using guided installation
4. Monitor HVAC equipment and diagram system issues
5. Remote connect to homeowners' Trane thermostat

**AND MORE!**



## Questions or Assistance?

If you have questions about Trane Diagnostics or the Trane Technician App:

Call: 1-844-359-0270    Email: [dealerdiags@tranehome.com](mailto:dealerdiags@tranehome.com)

## How Do I Get Login Access?

- The company admin should log into Trane ComfortSite. Then, go to:  
*Admin Center > Company Administration > Manage My Users*  
Add a technician under roles and add the correct security permissions.
- If the Diagnostics.Dealer or Diagnostics. Technician roles are listed under the user information, the necessary permissions have been granted.
- If the admin user doesn't have access, email ComfortSite at [support@comfortsite.com](mailto:support@comfortsite.com) or call the account manager to request the roles be added to the admin account.